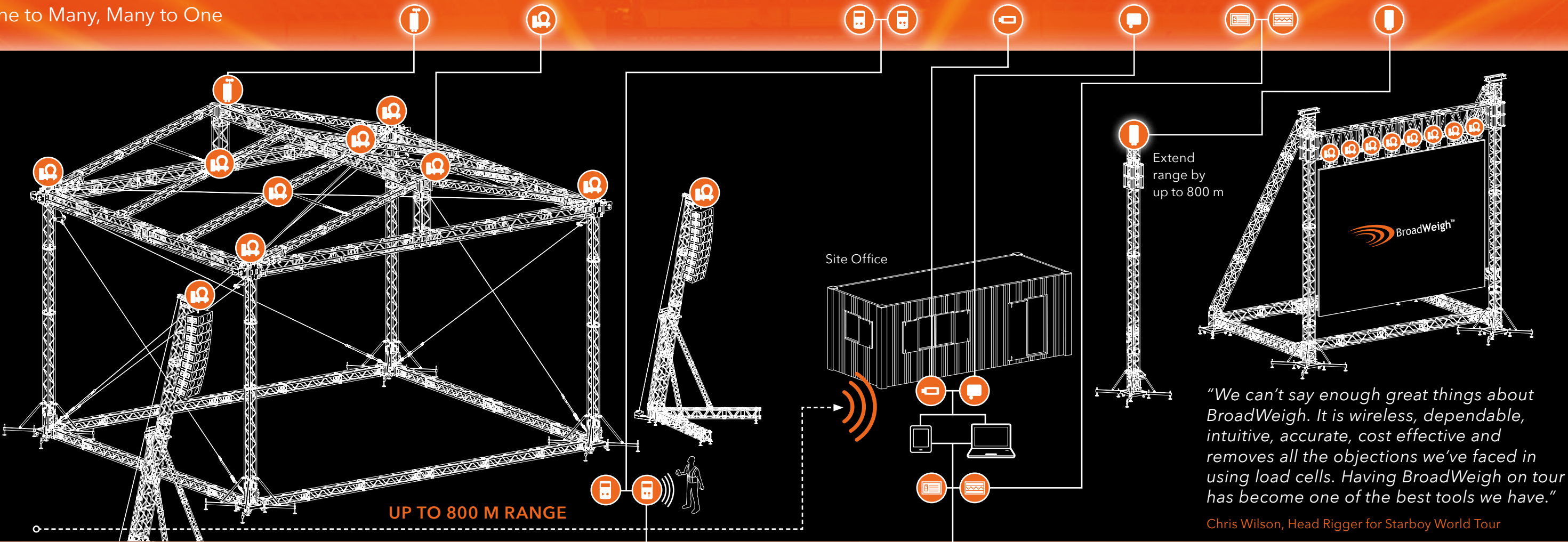
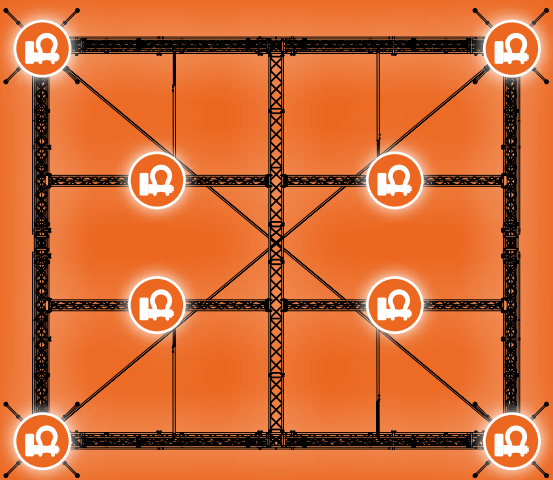


A WIRELESS
**MODULAR
SYSTEM**

One to Many, Many to One



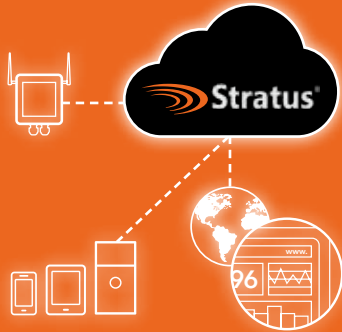
LOAD CELL SHACKLE ROOF POSITIONS
Connect up to 100 shackles



ADVANCED HANDHELD DISPLAY
With three operation modes

- ROAMING INPUTS**
 - Works straight out of the box
 - Shows the nearest shackles with the same radio settings
 - Walk between different stages with the same handheld
- PRE-DEFINED INPUTS**
 - (Up to 24) inputs can be configured separately
 - Shackles can be named and have audible warning levels set
- SUMMING GROUPS**
 - Shackles can be summed together giving totals for a whole structure and individual trusses
 - The total can be 'drilled down' to allow viewing of individual shackle values

BROADWEIGH STRATUS CLOUD PLATFORM



Transmit to servers, mobile devices and the web - unlock the value of your data!

REPEATER FUNCTIONALITY

1. Increase range up to 800 m:
2. Span obstacles:
3. A modular expandable system: